

















Item	Part #	Description	Applicable Model
	PBP10001400A001	PRO-1400 EIDE 4CHL Backplane	SB-1400, SB-1400-1, SB-1400-2, SN-1400, SN-1400-1, SN-1400P
	PBP100057801001	PRO-5780 EIDE 8CHL Backplane	SB-2800, SB-2800T, SB-2800FC, SB-2800FCT, SB-2802, SB-2802A, SB-2803, SB-2803T
	PBP10003700A001	PRO-3700 U3 16 slot Backplane	SB-3160SS/FS/SSN, SB-3160J-SS, SB-3160SS-EX, SB-3168SS/FS
	PBP100058400201	PRO-5840 SATA 16CHL Backplane	SB-3160SA, SB-3160SAT, SB-3160FA, SB-3160FAT, SB-3160J-FA
	PBA306120BP1001	ARC-6120-BP-Pro2 SCSI-RAID-IDE 16 Bays Backplane	SB-3160SI, SB-3160FI, SB-3163SI
	PBA303140BP1001	ARC-3140-BP SCSI-to-IDE 14 Bays JBOD Backplane	SB-3140J-SI, SB-3140SI, SB-5140SID
	PBP1002810A001G	PRO-2810 EIDE 8CH Backplane	SB-2810SI, SB-2813SI, SB-2811SI
	PBP10004343A001	PRO-4343 4ch IDE Backplane	DP-430SI
	PBP10002128A101	PRO-2128 SATA 12 / 8 CHL Backplane	SB-2808SA/SAT, SB-2808SI/SIT, SB-2808FA/FAT, SB-2808FI/FIT, SB-2128SA/SAT, SB-2128SI/SIT, SB-2128FA/FAT, SB-2128FI/FIT
	PBP1000584010A1	PRO-5840 SATA 16CHL Backplane	SB-3160J-FA, SB-3168SI, SB-3168SIT, SB-3168SA, SB-3168SAT, SB-3168FA, SB-3168FAT, SN-3168P
	PBA30060701000G	ARC-6070-PRO SATA 16CHL Backplane	SB-3163SA, SB-3163FA, SN-3163P, SN-3163/P_WSS, SB-3163-F4A3, SN-3163/H-DX/QX, SB-3163-S3A3
	PBP10002805A001	PRO-2805 PCBA, IDE 8CH Backplane	SB-2805CI, SN-2805/P, SNI-2805, SB-2805SI
	PBP100014052101	PRO-1405 PCBA, IDE 4CH Backplane	SN-1405/P, SNI-1405
	PBP100043501001	PRO-4350 PCBA, IDE 4CH Backplane	DN-405/P, DP-405CI



Item	Part #	Description	Applicable Model
	PBA306070S1000G	ARC-6070-S12 SATA 12 / 8 CHL Backplane	SB-2123SA/FA/F4A3/S3A3, SB-2803SA/FA/F4A3/S3A3, SN-2123P/H, SN-2803P/H/H4, SB-2805SA, SB-2812SA, SB-2125SA, SN-2123H-DX/QX/PDC, SN-2803H-PD/PDC/QX/DX
	PBP1001403A101G	PRO-1403 PCBA, SATA2 4CH Backplane	SB-1403/E-SA3
	PBP1004370A001G	PRO-4370 PCBA, SATA2 4CH Backplane	DP-403/E-SA3
	PBA30608016B001	PRO-6080-16-1 SATA2 16 Bays Disk Backplane (B)	SB-3163S-F4A3
	PBA30608016B003	PRO-6080-16-2 Controller Backplane (B)	SB-3163S-F4A3
	PBA360801611C1G	(GP)PRO-6080-S16 (1.1C) 16 Bays Backplane (Single BP)	SB-3163E-F4A3
	PBA100038201001	PRO-3820 PCBA, 16CH SAS/SATA Backplane	SB-3168-SA3
	PBQ1120R601001G	(GP) PRO-3870 SATA2*16, P120R60 Backplane(1.1)	SB-3164-G1A3, SB-3164E-G1A3, SB-3164E-G1S3, SB-3164-G1S3
	APSB1500000101G	SB-2811SI BACKPLANE MODULE	SB-2811SI
	APSB1500000102G	SN-3163H BACKPLANE MODULE	SN-3163H
	APSB1500000103G	SB-3163SA BACKPLANE MODULE	SB-3163SA
	APSB1500000105G	SB-3164-G1A3 BACKPLANE MODULE	SB-3164-G1A3, SB-3164E-G1A3
	EP%BPN05216001G	(GP)EP-3169 FS BACKPLANE MODULE	EP-3169S-F4S3, EP-3169D-F4S3, EP-3169J-S3S3, EP-3169JD-S3S3
	PBP100505011A1G	(GP)PRO-5050-G B.P.PCBA(1.1A) Mini Tower 5bay SATA	DN-503A, DN-503AH, DF-503AA, DP-503AA, DN-503AH-PDC, DP-503UA, DP-503WA



Item	Part #	Description	Applicable Model
	PBP100141312A1G	(GP)PRO-1413-G B.P.PCBA (1.2A)	SN-1403H, SN-1403AH, SN-1403AH-C2D, SN-1403AH-PDC, SB-1403UA, SB-1403WA
	PBA360801611D1G	(GP)PRO-6080-S16 (1.1D) 16 Bays Backplane	SB-3163S-S3S3, SB-3163S-F4S3
	APSB1500000120G	(GP)SB-3163S-S3S3 BACKPLANE MODULE	SB-3163E-F4A3, SB-3163S-F4A3, SB-3163S-S3S3, SB-3163S-F4S3
	EP%DNG05701000G	(GP)SAS to SATA Dongle board Kit for EP-3169D/JD series	
	PBA3608012B001G	(GP)PRO-6080-S12 (A) 12 Bays Backplane	SB-2123-S3S3, SB-2123-F4S3
	EP%BPN05200001G	(GP)EP-4429 Backplane Module (V4)	EP-4429S-F4A3, EP-4429D-F4A3, EP-4429JD-S3A3
	EP%BPN04242000G	(GP)EP-4429 SATA Bottom disk backplane Module	EP-4429S-F4A3, EP-4429D-F4A3, EP-4429JD-S3A3
	SB%BPNR4000000G	(GP)SB-2804-G1A3 Backplane Module	SB-2804-G1A3
	SB%BPNR5000000G	(GP)SB-2124-G1A3 Backplane Module	SB-2124-G1A3, SB-2124-G1S3
	EP%BPN05212000G	(GP)EP-2129-F4S3 BACKPLANE MODULE	EP-2129-F4S3, EP-2129J-S3S3
	EP%BPN01212001G	(GP)EP-2806-SA3 SATAII Backplane Module	EP-2806-SA3
	EP%BPN01212000G	(GP)EP-2126-SA3 SATAII Backplane Module	EP-2126-SA3, EP-2126J-S3S3,
	EP%BPN03216001G	(GP)EP-3166-SA3 Backplane Module	EP-3166-SA3
	EP%BPN02212000G	(GP)EP-2126-SS Backplane Module	EP-2126-SS



Item	Part #	Description	Applicable Model
	EP%BPN02216000G	(GP)EP-3166-SS Backplane Module	EP-3166-SS
	PBA3050301B001G	(GP)ARC-5030-1 SATA*5 CH B.P (for SATA RAID BOX)(B)	DP-500AA
	PBP100505111C1G	(GP)PRO-5051-G PCBA(1.1C) Mini Tower 5bay SATA Backplane	DN-500A-CM, DN-503AHL
	PBP114100010A1G	(GP)PRO-1410-G PCBA (1.0A)	SN-1400A-CM
	EP%BPN01312000G	(GP)PRO-60-1312-G 2U Backplane Module	EN-2126H-PDC, EN-2126H-QX, EN-2806-PDC
	PBP160131611D1G	(GP)PRO-60-1316-G PCBA (1.1B) 16Bay SATA Backplane	EN-3166-QX, EN-3166H-QX, EN-3166JS3H-QX
	PBP100511011A1G	(GP)PRO-5110-G PCBA 5Bay SATAII Backplane	EP-D501-AA
	PBP100512011A1G	(GP)PRO-5120-G PCBA 5Bay SATAII Backplane	EP-m501-AA, EP-B225-AA
	PBP100511111A1G	(GP)PRO-5111-G PCBA 5Bay SATAII Backplane	EP-B325-AA
	EP%BPN0S421000G	(GP)EP-4423 Backplane Module	EP-4423S/D-F4S3, EP-4423S/D-S3S3, EP-4423JD-S3S3, EP-4423J-S3S3,
	EP%BPN0S422000G	(GP)EP-4423 SAS Bottom disk backplane Module	EP-4423S/D-F4S3, EP-4423S/D-S3S3, EP-4423JD-S3S3, EP-4423J-S3S3,
	EP%DNG05703000G	(GP)SAS to SATA Dongle board Kit for EP-4423 series	EP-4423S/D-F4S3, EP-4423S/D-S3S3, EP-4423JD-S3S3, EP-4423J-S3S3,
	APSB1500000161G	SN-3163S3H-QX BACKPLANE MODULE	SN-3163S3H-QX, SN-3163S3-QX, SN-3163S3H-NQX